


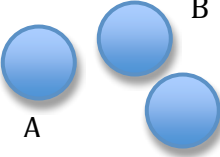



## Commonly Used Co-Teaching Approaches to Instruction

<i>Co-Teaching Approach</i>	<i>Class Setup</i>	<i>Quick Definition</i>
One Teach, One Support (OT/OS)	Whole Class 	One of you is in front of the class leading instruction. The other is providing substantive support (e.g., collection or dissemination of papers, setting up labs, classroom management). Both are actively engaged.
Team Teaching	Whole Class 	Both of you are in front of the class, working together to provide instruction. This may take the form of debates, modeling information or note-taking, compare/contrast, or role-playing.
Parallel Teaching	Regrouping 	Both of you take half of the class in order to reduce student-teacher ratio. Instruction can occur in the same or a different setting. Groups may be doing the same content in the same way, same content in a different way, or different content.
Station Teaching	Regrouping 	Students are divided into three or more small, heterogeneous groups to go to stations or centers. Students rotate through multiple centers. Teachers can facilitate individual stations or circulate among all stations.
Alternative Teaching	Regrouping 	One teacher works with a large group of students, while the other works with a smaller group providing reteaching, preteaching, or enrichment as needed. The large group is not receiving new instruction during this time so that the small group can rejoin when finished.

With author permission from: Murawski, W.W., & Spencer, S.A. (2011). *Collaborate, communicate, and differentiate! Improving student learning in today's diverse classrooms*. Thousand Oaks, CA: Corwin.